


LED Panel

# PANEL 62X62



SKU: 3525-2 (nonDIM)

SKU: 3525-7 (DIM+CCT)

SKU: 3525-5 (DIM)

\* DIM = dimmable

\*\* nonDIM = not dimmable

\*\*\*CCT = color change


# TECHNICAL DATA

**W** 40  
**Lm** 3260-3600 (mit CTT)  
3700 (ohne CTT)  
**K** 5500  
**Lux** 4500 (50cm)  
**CRI** > 95 (typ. 97)

**Type:** Full spectrum LED panel  
**Switching cycles:** > 25.000  
**Dimming:** dimmable version with remote control,  
non-dimmable version via wall switch  
**Lifetime:** 30.000h  
**Warranty:** 3 years  
**LED cover:** 3rd generation special diffuser  
**Opening angle:** 110°  
**Glare factor:** UGR < 19  
**Color:** Silver frame  
**Dimensions:** 620 x 620 x 11.5 mm (LxWxH)

# HIGHLIGHTS

- ✓ No color location shifts when dimming the LEDs, no flicker component
- ✓ No heat load in the direction of light emission - only slight heating of the driver (50-60 C°)
- ✓ The lighting all-rounder in business premises, administrative offices, offices, home offices, sales rooms, surgeries, therapy rooms, etc.
- ✓ Installation is simple and can easily be carried out by a DIY enthusiast. However, you need to know how to connect lamps to a power cable and proceed with appropriate caution.



# ATTACHMENTS


LED Panel 62x62cm



1x Y-steel cable per Panel  
SKU: 3526



Mounting frame  
62x62x5cm (LxBxH)  
SKU: 3524-2



4x Holding clips per panel  
SKU: nn3521



Insert frame 65x65 cm

Zum Weiherlein 16  
97509 Kolitzheim  
Germany

Sales: +49(0)15156125273  
info@rmd-leuchten.de  
www.rmd-leuchten.de

