


Track light


SLIM TRACK



● RAL 9006 / silver



○ RAL 9016 / white



● RAL 9005 / black

TECHNICAL DATA

Material:	extruded aluminum	V	220-240
Insert:	Installation in 3-phase track	Hz	50-60
Dimming:	not dimmable	RG	0
Lifetime:	50.000h	kg	3,5 (870mm)
Warranty:	2 years		4,0 (1150mm)
LED Cover:	Microprismatic lens/plus additional high-tech diffuser foil		4,5 (1435mm)
Power connection:	3-phase adapter permanently installed on the luminaire		
Colour:	Silver / black / white		
Dimensions:	870 x 60 x 79 mm (LxWxH)		
	1150 x 60 x 79 mm (LxWxH)		
	1450 x 60 x 79 mm (LxWxH)		

Length	Watt	Kelvin	Lumen	CRI
870mm	23 W	4000 / 5000	4530	80 (typ. 83)
1150mm	31 W	4000 / 5000	6040	80 (typ. 83)
1435mm	48 W	4000 / 5000	9060	80 (typ. 83)

Length	Watt	Kelvin	Lumen	CRI
870mm	36 W	5700	4200	95 (typ. 97)
1150mm	48 W	5700	5600	95 (typ. 97)
1450mm	60 W	5700	7000	95 (typ. 97)

ARTICLE NUMBERS



RAL 9006 / silver

Length	4000 Kelvin	5000 Kelvin	5700 Kelvin
1200mm	55923840-3P	55923850-3P	55936957-3P
1200mm	55931840-3P	55931850-3P	55948957-3P
1200mm	55938840-3P	55938850-3P	55960957-3P



RAL 9016 / white

Length	4000 Kelvin	5000 Kelvin	5700 Kelvin
870mm	5592310840-3P	5592310850-3P	5593610957-3P
1150mm	5593110840-3P	5593110850-3P	5594810957-3P
1435mm	5593810840-3P	5593810850-3P	5596010957-3P



RAL 9005 / black

Length	4000 Kelvin	5000 Kelvin	5700 Kelvin
870mm	5592390840-3P	5592390850-3P	5593690957-3P
1150mm	5593190840-3P	5593190850-3P	5594890957-3P
1435mm	5593890840-3P	5593890850-3P	5596090957-3P

HIGHLIGHTS


- ✓ Uniform room lighting that ensures a balanced distribution of brightness and can reproduce colours faithfully with its precise colour rendition.
- ✓ No UV and infrared components in the light spectrum (prevents premature hardening of plastics, for example)
- ✓ No heat load in the direction of light emission - only minimal heating of the luminaire surface
- ✓ Simple installation thanks to the flexible mounting of the tracks, which can be customised to fit into the room.
- ✓ Only one power connection required to supply several lights with power.




INTEGRATIONS



I-Shape



U-Shape



T-Shape



L-Shape

IMPRESSIONS



ACCESSORIES

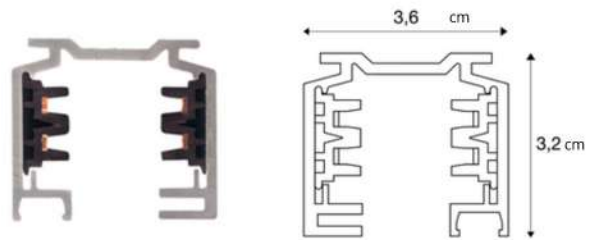
3 phase mounting rail*

white



Lengths:**

- 1000mm
- 2000mm
- 3000mm



**can be customised by simply sawing through



Center feeder

Length: 130mm
Width: 36mm
Height: 36mm

Art.Nr.: 1001515



End feeder

Length: 112mm
Width: 36mm
Height: 32mm

Art.Nr.: 1001513 (grounding: left)
Art.Nr.: 1001514 (grounding: right)



Longitudinal connector

Length: 260mm
Width: 36mm
Height: 32mm

Art.Nr.: 1001517 with power feed
Art.Nr.: 1001516 without power supply



90° corner connector

Length: 115mm
Width: 115mm
Height: 32mm

Art.Nr.: 1001521 (grounding: left)
Art.Nr.: 1001520 (grounding: right)



End cap

Length: 36mm
Width: 17mm
Height: 32mm

Art.Nr.: 1001527



T-connector

Length: 203mm
Width: 119mm
Height: 33mm

Art.Nr.: 1001518 (grounding: left)
Art.Nr.: 1001519 (grounding: right)

* Auf Anfrage auch mit Einbauschiene

ZUBEHÖR

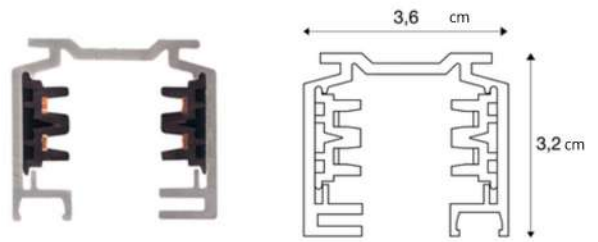
3 phase mounting rail

black



Length:*

1000mm
2000mm
3000mm



**can be customised by simply sawing through*



Center feeder

Length: 130mm
Width: 36mm
Height: 36mm

Art.Nr.: 145530



End feeder

Length: 112mm
Width: 36mm
Height: 32mm

Art.Nr.: 145510 (grounding: left)
Art.Nr.: 145520 (grounding: right)



Longitudinal connector

Length: 260mm
Width: 36mm
Height: 32mm

Art.Nr.: 145660 with power feed
Art.Nr.: 145560 without power supply



90° corner connector

Length: 115mm
Width: 115mm
Height: 32mm

Art.Nr.: 145680 (grounding: left)
Art.Nr.: 145670 (grounding: right)



End cap

Length: 36mm
Width: 17mm
Height: 32mm

Art.Nr.: 145590



T-connector

Length: 203mm
Width: 119mm
Height: 33mm

Art.Nr.: 145630 (grounding: left)
Art.Nr.: 145640 (grounding: right)

ZUBEHÖR

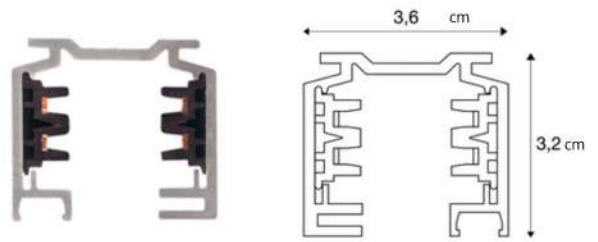
3 phase mounting rail

silver



Length:*

1000mm
2000mm
3000mm



**can be customised by simply sawing through*



Center feeder

Length: 130mm
Width: 36mm
Height: 36mm

Art.Nr.: 1001515



End feeder

Length: 112mm
Width: 36mm
Height: 32mm

Art.Nr.: 145514 (grounding: left)
Art.Nr.: 145524 (grounding: right)



Longitudinal connector

Length: 260mm
Width: 36mm
Height: 32mm

Art.Nr.: 145664 with power feed
Art.Nr.: 145564 without power supply



90° corner connector

Length: 115mm
Width: 115mm
Height: 32mm

Art.Nr.: 145684 (grounding: left)
Art.Nr.: 145674 (grounding: right)



End cap

Length: 36mm
Width: 17mm
Height: 32mm

Art.Nr.: 1001527



T-connector

Length: 203mm
Width: 119mm
Height: 33mm

Art.Nr.: 145634 (grounding: left)
Art.Nr.: 145644 (grounding: right)

Zum Weiherlein 16
97509 Kolitzheim
Germany

info@rmd-leuchten.de
www.rmd-leuchten.de

