

Pendant lights

# SPECIAL LINE P72

**Steel cable suspension**  
individually shortenable



SKU: 589-72.96sd

**Drawbar suspension**  
50 - 150cm (height adjustable)




SKU: 589-72.95sd

● RAL 9006 /silver

# TECHNICAL DATA

<b>V</b>	220-240
<b>Hz</b>	50-60
<b>W</b>	72 / 144
<b>Lm</b>	8400
<b>K</b>	5700
<b>Lux</b>	8000 (50cm)
<b>CRI</b>	> 95 (typ. 97)
<b>kg</b>	5,3 / 11,3
<b>RG</b>	0

<b>Material:</b>	Extruded aluminium
<b>Insert:</b>	Single / double workstation
<b>Dimming:</b>	Push-button (ON/OFF/DIM) / 1-100%
<b>Lifetime:</b>	50.000h
<b>Warranty:</b>	2 years
<b>LED Cover:</b>	Microprismatic lens/plus additional high-tech diffuser foil
<b>Power connection:</b>	luster terminals in right canopy
<b>LED Driver:</b>	Tridonic
<b>Colour:</b>	Silver
<b>Dimensions:</b>	870 x 215 x 35.5 mm (LxWxH) 1950 x 215 x 35.5 mm (LxWxH)




<b>Distance:</b>	<b>Illuminance:</b>
80 cm	4800 Lux
70 cm	5500 Lux
60 cm	6500 Lux
50 cm	8000 Lux

Work surface


# HIGHLIGHTS

- ✓ No colour location shifts when dimming the LEDs
- ✓ No UV and infrared components in the light spectrum (prevents e.g. premature hardening of plastics)
- ✓ No heat load in the direction of light emission - only slight heating of the luminaire surface
- ✓ Extremely bright with simultaneous large-area illumination thanks to two parallel LED chambers - up to 8000lx illuminance at a distance of 50 cm
- ✓ Optical design package: also available with filigree steel cable suspensions and transparent insulated supply cable (not infinitely height-adjustable)



# OPTIONAL

Double workplace




**Dimension:** 1950 x 215 x 35.5 mm (LxWxH)

**Suspension:** only steel cable suspension

**SKU:** 589-144.96sd

Indirect light component\*



**W** 12  
**Lm** 2260  
**K** 5000  
**Lux** + 300  
**CRI** > 80 (typ. 83)

- ✓ Depending on the colour and texture of the ceiling and the distance, switching on the indirect light component provides approx. 200 - 300 lux more light.
- ✓ Room brightening (avoidance of the cave effect, more pleasant room feeling due to ceiling brightening)

\* Indirect light component on request

Zum Weiherlein 16  
97509 Kolitzheim  
Germany

Sales: +49(0)15128033591  
info@rmd-leuchten.de  
www.rmd-leuchten.de

